


Agenda Item No:	4	
Committee:	LICENSING	
Date:	14 JANUARY 2020	
Report Title:	Review of The Cumulative Impact Assessment Policy (CIA)	

1 Purpose / Summary

- To update Members on the outcome of the public consultation in relation to the Cumulative Impact Assessment (CIA) Policy.
- For Members to consider the results of the consultation in relation to the CIA Policy and agree next steps with regard to the policy moving forward

2 Key issues

- The current Cumulative Impact Assessment Policy (CIA) was adopted by Full Council on 12 May 2016
- Due to this recent amendment to the LA2003 Act, the Council, as the Licensing Authority, must look to review the CIA Policy every 3 years to ensure all evidence is relevant to the current issues.
- On 23 July 2019, the Licensing Committee approved the consultation on the current CIA Policy. A copy of the minutes can be seen at <https://www.fenland.gov.uk/localgov/ieListDocuments.aspx?CId=138&MId=1379&Ver=4>
- The consultation took place from 5 August 2019 until 13 September 2019.
- 30 consultation responses were received from the public in respect of the CIA Policy
- 2 responses were received from Responsible Authority Officers... these were from Public Health and Cambs Police
- 2 responses were received from consulted partners... these were from Wisbech Town Council and Fenland Community Safety/CCTV
- On 02 October 2019, the Licensing Committee met again to review and consider received responses to the current CIA policy. All information regarding the policy and Committee discussion can be found on the following link: <https://www.fenland.gov.uk/localgov/ieListDocuments.aspx?CId=138&MId=1380&Ver=4>
- On 04 November 2019, the Council met to review the recommendations put forward by the Licensing Committee in relation to the approval of the CIA policy and map. All information regarding the Council discussion can be found on the following link. <https://www.fenland.gov.uk/localgov/ieListDocuments.aspx?CId=156&MId=1340&Ver=4>
- In summary the decision made by the Council was to refer the policy back to the Licensing Committee for them to further discuss.

3 Recommendations

3.1 Following the consultation process, Licensing Committee have the following options available to them:

1. Keep the CIA policy and area as per the CIA map, copies of these can be found at APPENDIX A and APPENDIX B to this report.
2. Amend the CIA Policy to reflect the activity types of concern e.g. On Sales, Off Sales or Late Night Refreshment.
3. Amend the CIA Map to reflect the area of concern in line with the evidence presented.
4. Remove the CIA Policy completely
5. If the CIA Policy is approved for continuation in any format, officers to be authorised to update the Licensing Policy accordingly.
6. Recommendation to Full Council of the decision taken by Licensing Committee

Wards Affected	Medworth, Clarkson, Peckover, Hill and Kirkgate
Forward Plan Reference	N/A
Portfolio Holder(s)	Councillor Sam Clark, Portfolio Holder with responsibilities for Licensing
Report Originator(s)	Michelle Bishop, Licensing Manager, Tel: 01354 622542, Email: mbishop@fenland.gov.uk
Contact Officer(s)	Dan Horn, Head of Housing & Community Support, Tel 01354 654321, Email: dhorn@fenland.gov.uk Carol Pilson, Corporate Director, Tel: 01354 622360, Email: cpilson@fenland.gov.uk
Background Paper(s)	The Licensing Act 2003 Section 182 Guidance to the Licensing Act 2003

1 Background / introduction

- 1.1 Full Council adopted the current Cumulative Impact Policy (CIP) on 12 May 2016.
- 1.2 The original CIP policy was approved by the Council on 25 July 2013
- 1.3 Since the approval in 2013, please see the table below which shows applications received within the CIA area that have been taken forward to the Licensing Committee and outcome if applicable.

Application	New/Variation	On/Off/Both	Licensing Committee hearing date	Granted/Refused
Eurostar, 12 Lynn Road	New	Off	30/06/2015	Refused
Eurostar, 12 Lynn Road	New	Off	16/12/2015	Refused
Euro Supermarket, 12 Lynn Road	New	Off	21/03/2016	Refused
Baltic, 50 Hill Street	New	Off	17/05/2016	Granted
Nene Supermarket, 12 Lynn Road	New	Off	14/11/2016	Refused, Appeal received and Granted by Magistrates court.
Heron Foods, Horsefair	New	Off	16/07/2019	Granted
Nene	Variation	Off	23/07/2019	Granted

- 1.4 Our current CIP covers predominately Wisbech Town Centre (Medworth Ward) but does cover some adjoining wards.
- 1.5 Within this CIP zone any person wishing to apply for a new premises licence or variation must provide additional evidence to show how they are not going to impact on the current issues the area is suffering.
- 1.6 The current CIP sits as an appendix to the Council Statement of Licensing Policy 2016 - 2021.
- 1.7 The introduction of the Cumulative Impact Assessment (CIA) was formally added to the Licensing Act 2003 by the Policing and Crime Act 2017, with effect from 6 April 2018.
- 1.8 Due to this recent amendment to the LA2003 Act, the Council, as the Licensing Authority, must look to review the CIA Policy every 3 years to ensure all evidence is relevant to the current issues.
- 1.9 During the last 2 years we have received 2 premises licence applications for off sales activity within the Cumulative Impact Area, both of these applications have demonstrated they would not add to the current issues and have therefore been granted by the Licensing Committee.

- 1.10 The applications were for Heron Foods - who applied for a new Premises Licence, and Nene Supermarket - who applied for a Variation application to the existing licence.
- 1.11 On 23 July 2019, the Licensing Committee approved the consultation on the current CIA Policy. A copy of the minutes can be seen at <https://www.fenland.gov.uk/localgov/ieListDocuments.aspx?CId=138&MId=1379&Ver=4>
- 1.12 On 02 October 2019, the Licensing Committee met again to review and consider received responses to the current CIA policy. All information regarding the policy and Committee discussion can be found on the following link: <https://www.fenland.gov.uk/localgov/ieListDocuments.aspx?CId=138&MId=1380&Ver=4>
- 1.13 Licensing Committee agreed that the policy set out in Appendix A should be adopted along with the amended CIA map set out in Appendix B defining the area in which the policy takes effect.
- 1.14 Although the policy is proposed to continue the committee felt in light of the evidence received the area should be reduced to be more in line with the Public Space Protection Orders (PSPO) currently active in the town.
- 1.15 On 04 November 2019, the Council met to review the recommendations put forward by the Licensing Committee in relation to the approval of the CIA policy and map. All information regarding the Council discussion can be found on the following link. <https://www.fenland.gov.uk/localgov/ieListDocuments.aspx?CId=156&MId=1340&Ver=4>
- 1.16 In summary the decision made by the Council was to refer the policy back to the Licensing Committee for them to discuss further.

2 Considerations

- 2.1 The consultation on the Cumulative Impact Policy took place from 05 August 2019 until 13 September 2019.
- 2.2 All Responsible Authority officers and Interested Parties were notified by email of the CIA review. Notification of the CIA review was made available on our Council's website and in the Customer Service centres including Business Reception at Fenland Hall.
- 2.3 The CIA review document consultation was also published in the local newspaper and advertised on social media sites e.g. Facebook/twitter encouraging persons to have their say on the public consultation.
- 2.4 On our website within the consultation document we provided a link to our survey setting out 4 questions for members of the public to respond to the consultation:
- Q1 - Would you like us to keep the current Cumulative Impact Assessment Policy in place?
 - Q2 - Would you like us to keep the Cumulative Impact Policy in place, but change the area where the policy takes effect?
 - Q3 - Would you like us to remove the current Cumulative Impact Assessment policy?
 - Q4 - If you have any further comments, please leave them here:

2.5 From the survey, we received 30 responses. Please see table below highlighting the responses received:

Question No.	Yes	No	Comments
Q1 - Would you like us to keep the current Cumulative Impact Assessment Policy in place?	27 = 90%	3 = 10%	N/A
Q2 - Would you like us to keep the Cumulative Impact Policy in place, but change the area where the policy takes effect	12 = 40%	18 = 60%	10 Comments made
Q3- Would you like us to remove the current Cumulative Impact Assessment policy?	4 = 13.33%	26 = 86.67%	N/A
Q4- If you have any further comments, please leave them here:	N/A	N/A	22 comments made

A full version of the survey responses including all the comments received can be seen at APPENDIX C to this report.

2.6 As you can see from the results above the survey is showing a favourable response to keep the CIA in place, however a mixed response with regard to changing the CIA area.

2.7 During the Consultation two of the Responsible Authority Officers responded, these were from Cambs Police and Public Health.

2.8 The response from Public Health can be seen at APPENDIX D to this report and highlights the concerns with alcohol related issues within the area. The data within this report has been subsequently updated to the most recent figures available.

2.9 The response from Cambs Police can be seen at APPENDIX E to this report and highlights a mixed view with regards to the policy and accurate data capture. Please be aware this response must be agreed to be accepted by Licensing Committee as it was submitted on 16 October 2019, which was after the consultation period had ended.

2.10 A further two responses were received from Interested Parties during the consultation period, these were from Wisbech Town Council and Fenland Community Safety/CCTV

2.11 The response from Wisbech Town Council can be seen at APPENDIX F to this report and shares the views of the Town Council in relation to this policy and the issues surrounding alcohol related concerns.

2.12 The response from Fenland Community Safety/CCTV can be seen at APPENDIX G to this report and highlights a decline in street drinking reported issues within the area.

3 Community impact

3.1 Community Impact Assessment was undertaken in relation to the adoption of a CIA Policy, however some changes may need to be made depending on the outcome of Licensing Committee decision on 02 October 2019. The draft impact assessment can be seen at APPENDIX H.

4 Conclusions

- 4.1 In summary the Licensing Committee have the below options:
- Keep the CIA policy and area as per the CIA map, copies of these can be found at APPENDIX A and APPENDIX B to this report.
 - Amend the CIA Policy to reflect the activity types of concern e.g. On Sales, Off Sales or Late Night Refreshment.
 - Amend the CIA Map to reflect the area of concern in line with the evidence presented.
 - Remove the CIA Policy completely
- 4.2 If the CIA Policy is approved for continuation in any format, officers to be authorised to update the Licensing Policy accordingly.
- 4.3 Recommendation to Full Council of the decision taken by Licensing Committee

APPENDIX A - Current CIP Policy 2016 - 2021

APPENDIX B - Current CIZ Map showing licensed premises

APPENDIX B - Proposed CIZ area

APPENDIX C - Public Consultation Response

APPENDIX D - Public Health Consultation Response

APPENDIX E - Cambs Police Consultation Response

APPENDIX F - Wisbech Town Council Consultation Response

APPENDIX G - FDC Community Safety Consultation Response

APPENDIX H - Community Impact Assessment

Cumulative Impact Zone Special Policy 2016 – 2021

Fenland District Council

Cumulative Impact Policy

1.0 Legislative Framework

1.1 Fenland District Council, as the Licensing Authority, has a duty to comply with its obligations under Section 17 of the Crime and Disorder Act 1998, and to promote the Licensing Objectives contained within the Licensing Act 2003, namely:

- The prevention of crime and disorder
- Public safety
- The prevention of public nuisance
- The protection of children from harm

1.2 Due regard is had to Section 182 Guidance issued under Section 182 of the Licensing Act 2003, as revised in 2010 concerning the cumulative impact of licensed premises within an area, and the resultant impact on the promotion of the licensing objectives.

1.3 The cumulative impact of licensed premises on the promotion of the licensing objectives under the Licensing Act 2003 is a proper matter which the Licensing Authority can take into account.

1.4 This should not, however, be equated with the 'need' for a licensed premises. This relates to the commercial demand for a particular type of premises. The issue of 'need' is a matter for the market to decide, and does not form part of the Cumulative Impact Policy or wider Licensing Policy Statement.

2.0 Definition

2.1 For the purposes of the Fenland District Council Statement of Licensing Policy, cumulative impact is defined as:

'The potential impact on the promotion of the licensing objectives where there are a number of licensed premises concentrated in one area.'

2.2 Where the number, type and density of licensed premises are unusually high, serious problems of noise, nuisance and disorder can occur outside or some distance away from the licensed premises in question. This is described as the cumulative impact of all premises taken together.

2.3 It is recognised that the impact on surrounding areas in relation to the behaviour of patrons from a number of premises located in close proximity to one another is greater than the impact of individual premises.

Cumulative Impact Zone Special Policy 2016 – 2021

2.4 The issue of cumulative impact is also linked to:

- Any material increase in the occupant capacity of the premises;
- Any change in the nature of the operation of the premises. This may include a change to layout, the provision of vertical drinking, * the inclusion of regulated entertainment, the addition of other licensable activities, extension to the times regulated entertainment and alcohol is sold or supplied, both on and off the premises;
- Consideration will also be given to applications for premises seeking to provide late night refreshment between the hours of 11.00pm -5.00am.

3.0 Context

3.1 The Licensing Authority may receive relevant representations from either a 'Responsible Authority' or an 'Interested Party,' that the cumulative impact of new premises licences, material changes and variations to existing permissions is leading to an area becoming saturated with licensed premises.

3.2 The issue of cumulative impact will be taken into account when considering the individual merits of an application. The onus is on the person or organisation making representations to prove any assertion by way of evidence, that the addition of the premises concerned and/or a variation to activities, hours or a change in nature of operation will undermine the promotion of the licensing objectives.

3.3 The Licensing Authority will not operate a quota of any kind which would pre-determine an application, nor will it seek to impose general limitations on trading hours in particular areas unless there are clear, evidence based reasons for doing so.

3.4 Regard will be given to the individual characteristics of the premises concerned within a given area. It is recognised that pubs, nightclubs, restaurants, hotels, theatres, and other clubs all sell alcohol, serve food and provide regulated entertainment, but with contrasting styles and characteristics.

3.5 Proper regard will be made to those differences and the impact they are likely to have on the local community. It is recognised that it may not always be possible to attribute issues to a particular premise, or patrons from a particular premises, but that cumulatively; there can be a negative effect.

4.0 Adoption of Cumulative Impact Policy

4.1 Consideration will be given to the infrastructure in place to facilitate the dispersal of patrons from an area, including the availability of late night bus services, taxis and street cleansing services when establishments offering food, alcohol and regulated entertainment close.

Cumulative Impact Zone Special Policy 2016 – 2021

- 4.2 A major concern for the Council is the level of alcohol related violent crime and alcohol related Anti Social Behaviour. This is particularly apparent in the town centre and its impact on policing the evening and night time economy.
- 4.3 The Council have considered:
- Evidence of serious concern, regarding the concentration of licensed premises that is undermining the promotion of the licensing objectives from a Responsible Authority, namely Cambridgeshire Constabulary.
 - Evidence from ‘Interested parties,’ to include local businesses, residents and representatives groups regarding noise, nuisance and disorder where a particular concentration of licensed premises in an area of Fenland is considered to be causing a negative impact on one or more of the licensing objectives.
- 5.0 What Does The Policy Do?
- 5.1 The effect of adopting a Cumulative Impact Policy is to create a rebuttable presumption that applications for new premises licence, club premises certificates or material variations to such will normally be refused if relevant representations are received.
- 5.2 Applicants must address the Cumulative Impact Policy and produce evidence to demonstrate how the application will:
- (a) Not add to cumulate impact, and challenges already being experienced in the area or;
 - (b) Undermine the promotion of the licensing objectives.
- 5.3 The applicant must produce evidence to rebut the presumption to refuse an application within the Cumulative Impact Policy area. This Policy takes effect where a relevant representation is received.
- 5.4 It must be stressed that the presumption to refuse an application does not relieve Responsible Authorities of ‘Interested Parties’ of the need to provide supporting evidence in conjunction with a relevant representation. This must be submitted before the Licensing Authority may lawfully consider giving effect to the Cumulative Impact Policy.
- 5.5 Where there is evidence that a particular area of the District is already suffering adverse effects arising from a concentration of licensed premises, and it can be demonstrated that communities are under pressure because of it, this will be taken into account in determining any further applications or material changes to licensed premises within the area identified. This includes:
- The character of the surrounding area;

Cumulative Impact Zone Special Policy 2016 – 2021

- The impact of the licence on the surrounding area, both individually, and cumulatively with existing licences;
- The nature and character of the proposed operation;
- The availability of other support services at key times, for example street cleansing services;
- The impact upon the policing of an area.

6.0 Integration of Strategies

- 6.1 Licensing law is not the primary mechanism for the general control of nuisance and anti-social behaviour by individuals once they are away from licensed premises and beyond the control of the licence holder but is still a key aspect of such control and will be part of a holistic approach to the management of the day and night time economy in the District.
- 6.2 The Licensing Authority recognises that as well as licensing legislation, there are a number of other mechanisms for addressing issues of noise, nuisance and anti social behaviour which occur in the vicinity of licensed premises. These include:
- Planning controls;
 - Ongoing measures to provide a safer and cleaner environment in partnership with residents, local businesses and others;
 - Powers to designate parts of the District which restricts the consumption of alcohol in designated public places;
 - Confiscation of alcohol in designated areas;
 - Police enforcement of the law with regard to disorder and anti-social behaviour;
 - Police powers to close some premises for up to 24 hours in extreme cases of disorder or excessive noise;
 - The power of police, local businesses or residents to seek a review of the premises licence;
 - Enforcement action against those selling or supplying alcohol to people who are underage or already drunk.
- 6.3 The Licensing Authority may address a number of these issues through Community Safety Partnerships in line with the strategic objectives for crime and disorder reduction within the District.
- 6.4 The Licensing Authority and Cambridgeshire Police are aware of the problems associated with the town centre area in respect of alcohol related crime and disorder and have launched a number of initiatives to combat this including intelligence sharing about problem premises, joint licensing visits and targeted activity.
- 6.5 There is an established alcohol treatment referral scheme for those individuals who come into custody and investment in diversionary activities for young people.

Cumulative Impact Zone Special Policy 2016 – 2021

- 6.6 The Licensing Authority recognises that the Cumulative Impact Policy is one of a range of mechanisms to regulate activities of both premises and individuals, as part of a holistic approach which seeks to offer treatment to individuals and other interventions as appropriate.
- 6.7 Other measures include an established radio system to facilitate communication between licensed premises and exclude problem individuals from venues, CCTV coverage and monitoring of the centre, regular joint operations to monitor licensed premises, active use of dispersal orders.
- 7.0 Where Does The Cumulative Impact Policy Apply?
- 7.1 The Licensing Authority has applied a special Cumulative Impact Policy to an area around Wisbech Town Centre. This is identified on the map attached at Appendix A.
- 7.2 Police review of the Cumulative Impact Policy April 2016
- 7.3 Figures using the Police Recording system (CORA) show the number of incidents within the Wisbech Town Centre Wards. This system evidences the numbers reducing significantly since a partnership approach was adopted by Public Health, Trading Standards and Cambridgeshire Constabulary in preventing further proliferation of alcohol outlets within the CIZ area. Since the formation of the alcohol partnership agencies, health and mental health services have seen an increase in demand for support, as street drinkers are directly engaged and offered help.
- 7.4 Alcohol related incidents have moved away from a Night Time Economy issue to be one that currently involves the street drinking community. Increases in litter, public urination and defecation have been reported and these have mainly been in areas evidenced to be used by street drinkers. Some of the Town's historic areas have been targeted as they are out of sight of the CCTV cameras and the general public. Sugar Tub Lane and Ghost Lane are particularly impacted with Ghost Passage having seen large quantities of human excrement having to be cleared by the public health services.
- 7.5 Officers patrolling these areas have on occasions, been attacked by street drinkers and one PCSO has had a glass bottle thrown at him by an aggressive male who did not want to be moved on. Other areas of the CIZ and also in the town centre wards, including Tillery Park, Town Park and the St Peters Church gardens all suffer from street drinkers at various times throughout the day and often well into the early hours. Seven pre-planned dispersals have been utilised within the CIZ since 31/01/2014 within the CIZ targeting alcohol and or anti-social behaviours. These powers come under Section 35 of the Anti-Social Behaviour, Crime and Policing Act 2014.
- 7.6 It is worth noting that the Constabulary uses a Secure Information Recording System called SIRCS which is operated by Empowering Communities and from January 2015 to April 2016 281 pieces of information were placed onto the system – most of this from the town centre alone relating to alcohol. This information has come from the Wisbech Pub Watch Group,

Cumulative Impact Zone Special Policy 2016 – 2021

Police and Horsefair Security. It evidences the strong shift from night time pub related issues to street drinking becoming an increasing problem.

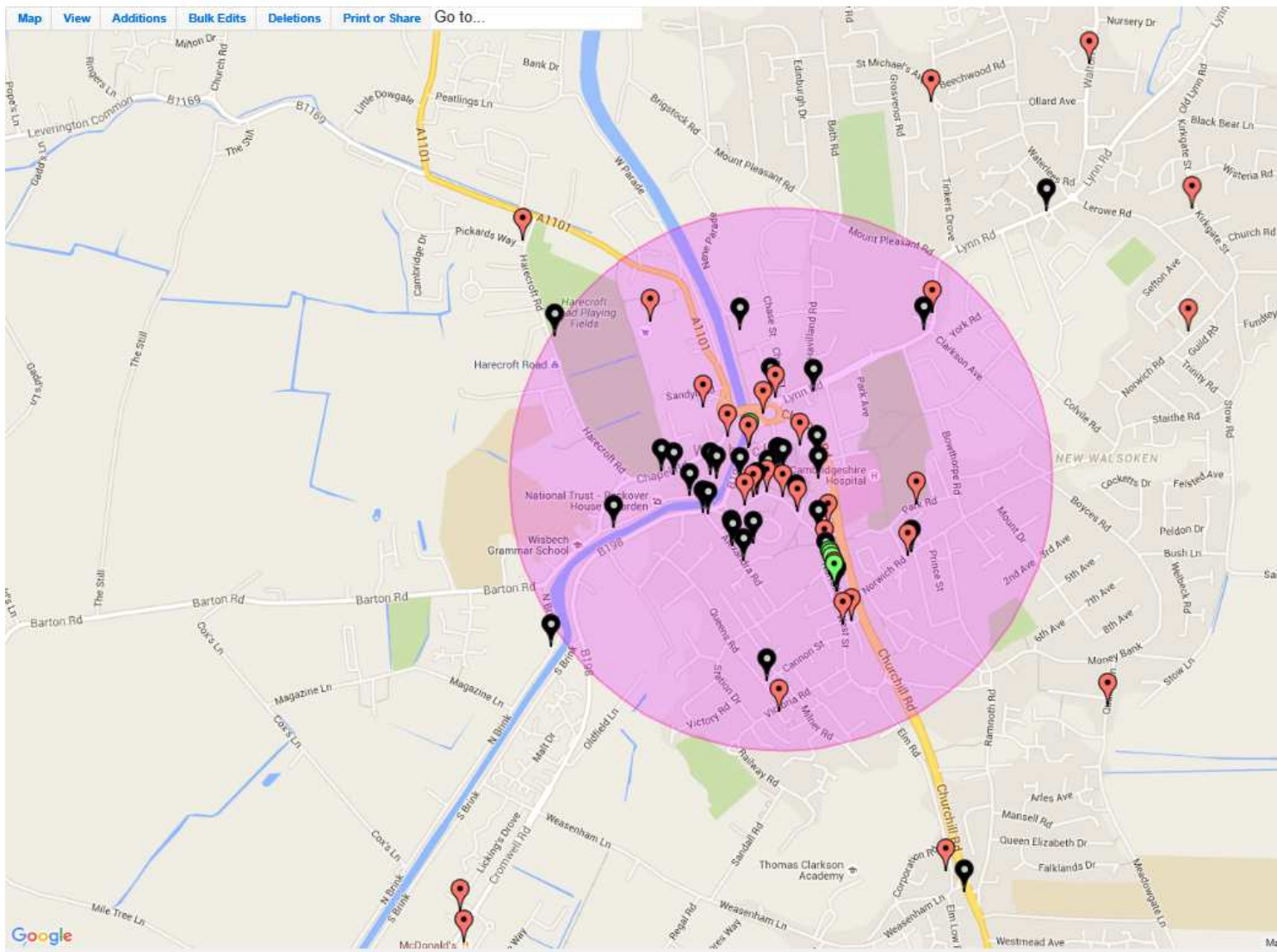
7.7 Offence/Incident Table

Offence/Incident	2012-2013	=+/-%	Offence/Incident	2014-2015	=+/-%
ASB	2,382 -2,159	-9.4%	ASB	1,881 -1,418	-24.8%
Alcohol Related Crime	970 -727	-25.1%	Alcohol related crime	786 – 781	-0.6%
Violence	721 – 662	-8.2%	Violence	231 – 151	-34.6%
Criminal Damage	580 – 502	-13.4%	Criminal Damage	497 - 483	-2.8%
Alc related Violence	30 - 23	-23.3%			
Historic Figures used for CIZ Policy					
Offence/Incident	2009	2010	2011	= + / - %	
Violent Crime	516	454	504	-2.3%	
Alcohol related Violent crime (% of total violent crime)	211 (40.9%)	188 (41.1%)	244 (48.4%)	+15.8% (+7.5%)	
Antisocial behaviour	1858	1543	1480	-20.3%	
Alcohol related ASB (% of total ASB)	508 (27.3%)	498 (32.3%)	533 (36.0%)	+4.9% (+8.7%)	
Criminal Damage	377	372	314	-16.7%	
Alcohol Related Criminal Damage (% of total criminal damage)	46 (12.2%)	58 (15.6%)	69 22.0%	+50% (+9.8)	

7.8 It is still evident that in areas of street drinking there is a high proportion of alcohol related ASB, urination and defecation, with the associated impact this has on public perception and fear of crime. The local community have made this one of their local priorities for the police to tackle and the ability to deliver on this priority has been facilitated through the benefits provided by the CIZ Policy.

7.9 As part of the CIZ review, incidents outside of the CIZ were considered and the decision has been that the current geographical limits of the CIZ area remain both appropriate and proportionate for the town at this time. Consideration was given to extending the area covered but it is believed that this would not significantly improve the current effectiveness of the CIZ area.

Cumulative Impact Zone Special Policy 2016 – 2021



Map key:

Red Markers – Off Sales Premises

Black Markers – On Sales Premises

Green Markers – Late Night Refreshment Premises (23:00hrs onwards)

Purple circle – indicates approximate area of current CIZ area

8.0 Conclusion

- 8.1 The conclusion drawn in respect of the evidence is that where relevant representations are submitted, the Cumulative Impact Policy should aim to limit the number of new or material variations to licensed premises. The rebuttable presumption to refuse such remains in place.
- 8.2 The Licensing Authority believes that the presence of a Cumulative Impact Policy in the designated area will support and assist the range of strategies in place to tackle alcohol related crime and disorder.
- 8.3 Accordingly, the Licensing Authority has resolved to maintain the Cumulative Impact Policy. The Policy will come into effect where relevant representations are received, will seek to prevent a further increase in the number of licensed premises and material changes to licences within that area.
- 8.4 The Licensing Authority wishes to encourage the provision of a range of entertainment in the area and to reduce the dominance of pubs, off licences, and take away premises with off licences. Any further expansion of licensed premises and the evening or night time economy should be consistent with the wider regeneration aspirations of the Council and its partners and should actively promote an inclusive town centre for all that is a safe and pleasant place to be in. This will be balanced against any likely negative impact on the licensing objectives.
- 8.5 The Licensing Authority has resolved that the Cumulative Impact Policy is one such measure to facilitate this, and ensure that the correct balance is sought.

Cumulative Impact Zone Special Policy 2016 – 2021

REVISION HISTORY

Version	Status	Date of Issue	Reason for Change	Sections
V 01	Draft – approved Licensing Committee	15/01/2016	First Draft	All
V 02	Approved – Licensing Committee	19/04/2016	Reviewed and final edits made	All
V 03	Final – Approved Full Council	12/05/2016		All

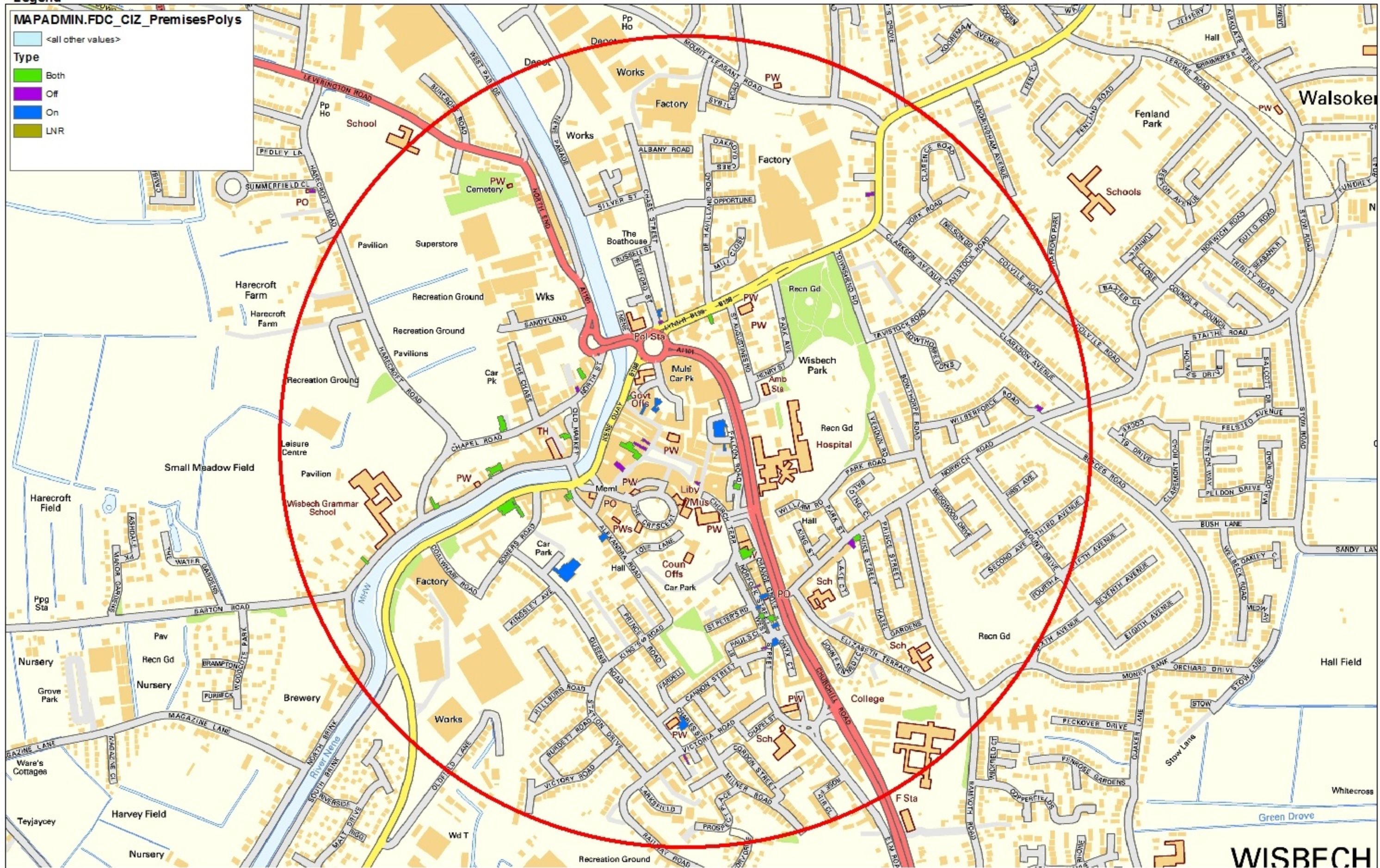
Legend

MAPADMIN.FDC_CIZ_PremisesPolys

<all other values>

Type

- Both
- Off
- On
- LNR



Created on: 13/09/2019

© Crown Copyright and database rights 2019 Ordnance Survey 10023778



CIZ

Scale = 1:0



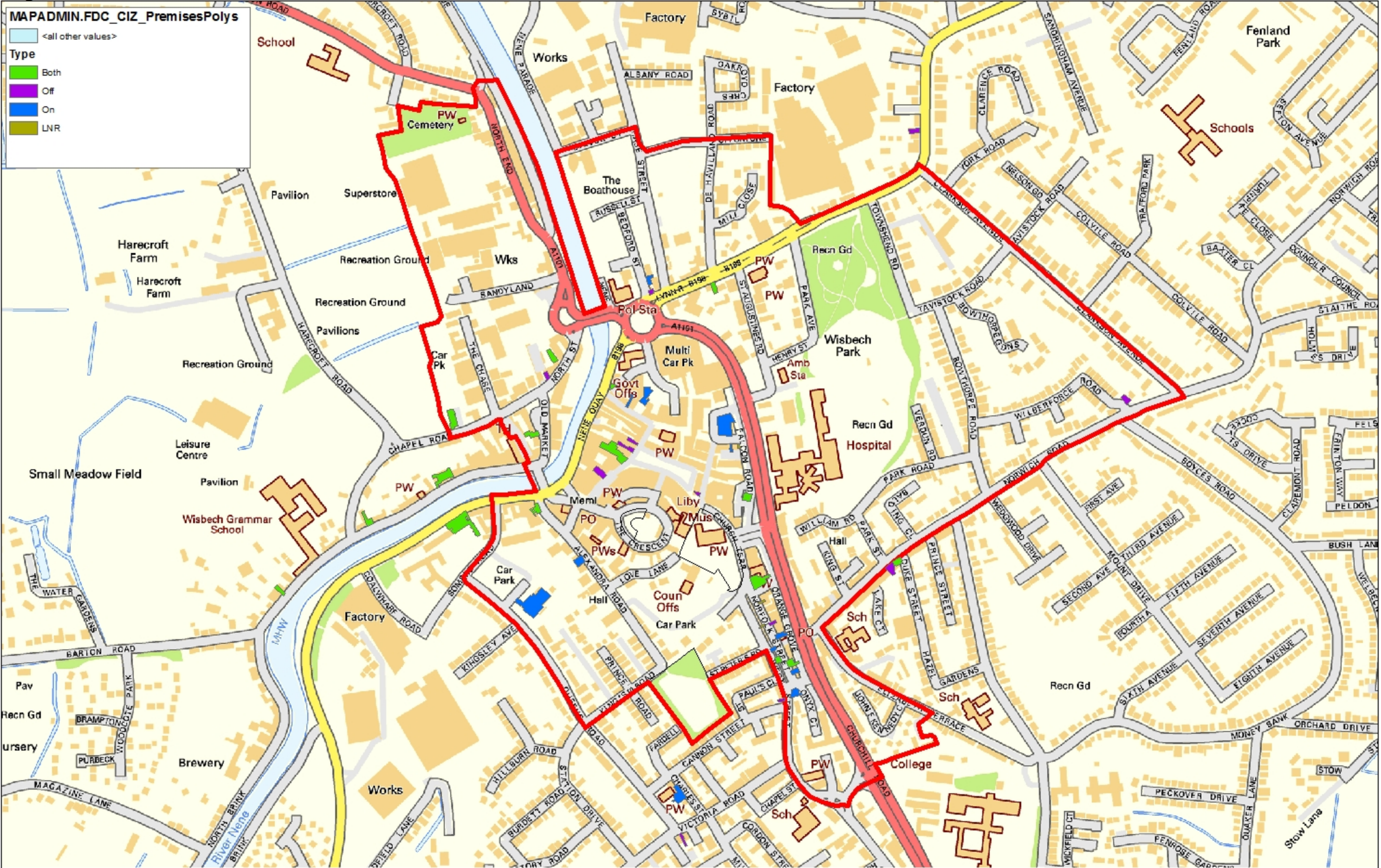
Legend

MAPADMIN.FDC_CIZ_PremisesPolys

<all other values>

Type

- Both
- Off
- On
- LNR



Created on: 04/10/2019

© Crown Copyright and database rights 2019 Ordnance Survey 10023778



Wisbech Proposed CIA Policy area

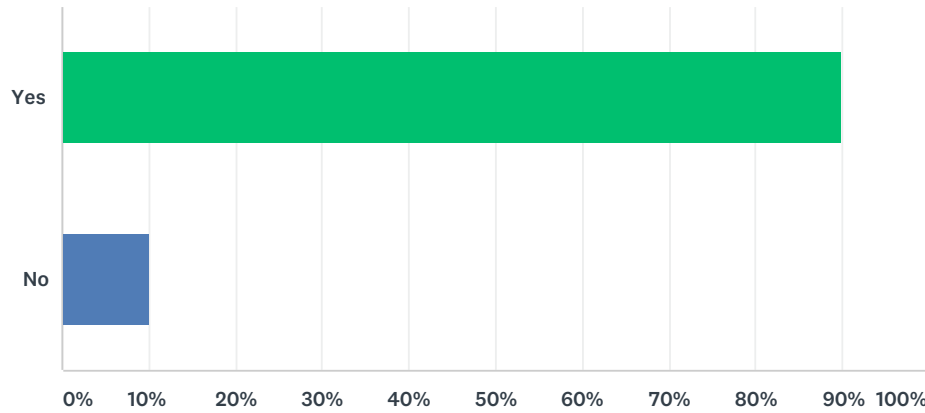
Scale = 1:0



Cumulative Impact Assessment Policy

Q1 Would you like us to keep the current Cumulative Impact Assessment Policy in place?

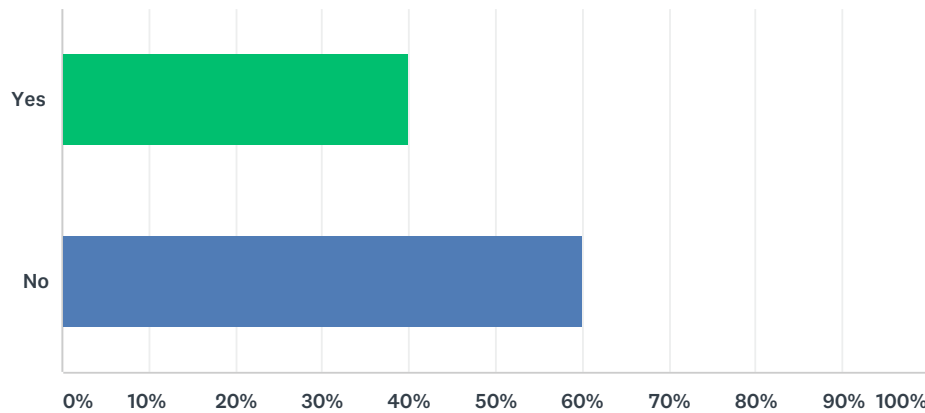
Answered: 30 Skipped: 0



ANSWER CHOICES	RESPONSES	
Yes	90.00%	27
No	10.00%	3
TOTAL		30

Q2 Would you like us to keep the Cumulative Impact Policy in place, but change the area where the policy takes effect?

Answered: 30 Skipped: 0

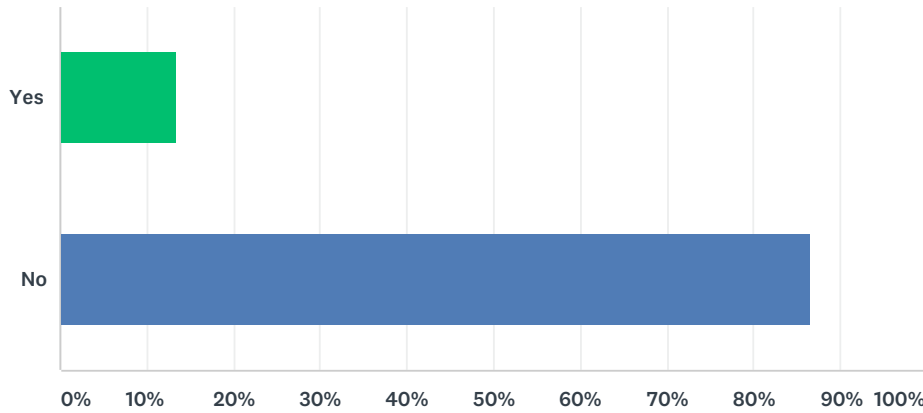


ANSWER CHOICES	RESPONSES	
Yes	40.00%	12
No	60.00%	18
TOTAL		30

#	IF YES, WHICH AREA(S) SHOULD WE REMOVE OR CHANGE?	DATE
1	No street drinking unless a license is granted for an event.	8/16/2019 9:43 PM
2	The area should be extended to cover a larger area. The drinking problems appear to have been pushed further out away from the town centre. There are considerable numbers of drinkers frequenting the open spaces further out from the town and dumping cans and bottles in open spaces and verges.	8/8/2019 5:17 PM
3	Needs to cover all wards in Wisbech	8/8/2019 3:24 PM
4	Extend the area ensure all green spaces are covered.	8/8/2019 1:34 PM
5	Extend to cover more public areas, but pull in if there are no public areas or only roads. The current area just looks like someone has drawn a circle on a map with very little thought.	8/8/2019 1:22 PM
6	Find a way to police the areas. The way its enforced at the moment does nothing	8/8/2019 11:50 AM
7	Should be changed to cover the entire town centre and all public recreational grounds like the park and gardens etc.	8/8/2019 11:47 AM
8	Include West Street, John F Kennedy Court, Wisbech, the small seating area near D'Licious Cafe, Market Place, but allow for when there is a event taking place. Cut the hours of when you can purchase alcohol to shorter hours.	8/8/2019 11:44 AM
9	The whole of Wisbech town centre including little shops around any open spaces.	8/8/2019 11:26 AM
10	Keep it and make it wider	8/8/2019 11:15 AM

Q3 Would you like us to remove the current Cumulative Impact Assessment policy?

Answered: 30 Skipped: 0




ANSWER CHOICES	RESPONSES	
Yes	13.33%	4
No	86.67%	26
TOTAL		30

Q4 If you have any further comments, please leave them here:

Answered: 22 Skipped: 8

#	RESPONSES	DATE
1	I am responding personally and on behalf of the Friends of St Peter's Gardens and Tillery Field. Both areas have been badly affected by street drinking and the ready availability of alcohol. The benches in the 'blind garden' of St Peter's gardens had to be removed because of street drinking and anti-social behaviour and numerous incidents have been reported to the Police and Fenland District Council. Anti-social behaviour caused by street drinking can only get worse if the Policy is abandoned.	9/12/2019 6:07 PM
2	Lets be fair here, we have to many places to buy alcohol from in at very small area. Yet we wonder why we have a street drinking problem.	9/11/2019 2:42 PM
3	There are to many drunks not only in town but surrounding villages.To many shops selling illegal booze and cigarettes.Elgood pubs wanting to stay open till 3 in the morning ,absolutely crazy.	9/7/2019 3:30 PM
4	An application has been made to create a nightclub at The Angel ph. This would be seriously detrimental to the surrounding areas, as it would increase the availability of alcohol during later hours than previously. Under the present timings, there are frequent fights in Lover Lane and the accompanying car park, as well as disturbances in Ghost Passage, Museum Square and the Crescent.	8/29/2019 3:44 PM
5	Whatever measures can be retained or further introduced to counter anti-social problems associated with alcohol consumption in central Wisbech are to welcomed.	8/18/2019 4:42 PM
6	Although this policy mostly concerns the town center, the whole issue of granting alcohol licensing in Wisbech needs to be reviewed.	8/17/2019 1:42 PM
7	Far too many licenses given to shops in the town centre. Not only do they take trade away from town centre pubs but encourages town centre alcohol problems .	8/16/2019 9:43 PM
8	There is excessive drinking in Wisbech as a whole. Empty beer cans and spirit bottles litter the town everywhere. Why has FDC continuously issued licences within Wisbech, even against police advice	8/12/2019 9:22 AM
9	It's not licensed premises that are wrong it's the shops selling alcohol cheaply. I have seen people coming out of the shops with alcohol and then heading for the church gardens. The people who buy this cheap beer and spirits don't buy from licensed premises.	8/11/2019 12:25 PM
10	Too many alcohol licences and for too many hours by far in Wisbech. Needs to be a massive reduction in the number of shops selling alcohol in Wisbech Town centre	8/9/2019 12:19 AM
11	Any policy in place is worthless unless it is implemented and that is not happening now with sufficient rigour	8/8/2019 7:51 PM
12	NO alcohol to be served in the town at all during the hours of 8am and 6pm including the supermarkets unless it is bought with groceries	8/8/2019 5:42 PM
13	Walsoken already has enough off licenses and this should be extended to include more of the Wisbech town.	8/8/2019 5:17 PM
14	Wisbech has far to many outlets now. No need for heron foods to become one too	8/8/2019 4:00 PM
15	This should be enforceable by the same people who enforce litter, we don't have enough police on the streets to do this. No more new off licences and if they break the rules remove licence.	8/8/2019 1:34 PM
16	This policy is fine but is it being policed? Big clear up for Rose Fair, but since ? Saw drinkers near St. Peter's today but no police etc around. If it's not policed it's worthless.	8/8/2019 1:22 PM
17	There must be some way to stop in sociable behaviour in our lovely town. Other places do. We have been in Great Yarmouth this week. Alot of very run down areas but not a drunk person anywhere. Also the law to be put in force where people urinate and more in areas where people walk especially St Peters Gardens	8/8/2019 11:50 AM

Cumulative Impact Assessment Policy

18	Amore pro-active approach should be taken to clamp down on drink related crime. You simple cannot rely on members of the public reporting incidents as any action taken would be far too late to achieve anything. A zero tollerance approach should be taken.	8/8/2019 11:47 AM
19	Having the shops that seems to sell alcohol 24/7 needs to be tightened up, selling alcohol at 6 am right through to shops closing time is only feeding the problem, which then can cause even more problems in residential areas.	8/8/2019 11:44 AM
20	All shops should have certain times they can serve alcoholic beverages the same as pubs	8/8/2019 11:26 AM
21		8/8/2019 11:15 AM
22	I feel there are too many licensed premises in town. I strongly feel that no further licenses should be granted for premises in the CIZ and that problem premises should have their licenses reviewed.	8/7/2019 8:00 PM

Date: 13th of December 2019
 Contact: Joseph Keegan
 Direct dial: 01223 507141
 E Mail: Joseph.keegan@cambridgeshire.gov.uk

Public Health Joint Commissioning Unit
 Shire Hall
 Castle Hill
 Cambridge
 CB3 0AP

Dear Licensing Committee,

Thank you for your recent opportunity regarding the consultation on the Licensing Cumulative Impact Policy, which I submitted a response to. I understand that following considering my response and the response of Cambridgeshire Constabulary and other evidence, the Licensing Committee recommended to full Council that the CIP continue to be in place. I since heard that full council could not reach agreement that the CIP should continue, and has referred the issue back to the Licensing Committee for further consideration.

During the intervening period new data is now available covering the Index of Multiple Deprivation. I have taken the opportunity to update my original response in the light of the new IMD data becoming available so that the committee has the most up to date available. This has as before been cross referenced with the proximity of off licenses (see Map 2).

As you will be aware, since April 2013, Directors of Public Health (DPH) have been included as Responsible Authorities under the Licensing Act 2003. Although the protection of public health is not a discrete licensing objective, it can be pertinent to each of the licensing objectives. The role of the DPH is to help promote the health and wellbeing of the local populations they serve. Promotion of the licensing objectives, which collectively seek to protect the quality of life for those who live and work in the vicinity of licensed premises and those who socialise in licensed premises is an important contribution to this.

The impact of alcohol on health and wellbeing of Wisbech residents:

Public Health England's evidence of review of the impact of alcohol and the effectiveness of alcohol control policies⁽¹⁾ states that alcohol is now the leading risk factor for ill-health, premature death and disability in people aged between 15 and 49, the fifth leading risk factor for ill-health across all age groups. Alcohol is known to be a cause of over 200 health conditions and has a number of social negative impacts, including loss of earnings or unemployment, family or relationship problems and problems with the law. Many of these harms affect both the drinker and those around them, including families, friends and strangers. These harmful effects place

- (1) Public Health England, 2016. The Public Health Burden of Alcohol and the Effectiveness and Cost- Effectiveness of Alcohol Control Policies – an evidence review.
- (2) National Institute for Health and Care Excellence, 2010. Public Health Guideline (PH24) – Alcohol-use disorders: prevention & National Institute for Health and Care Excellence, 2014. Evidence update 54 – a summary of selected new evidence relevant to NICE public health guidance 24
- (3) Fenland Community Safety Strategic Assessment December 2017

considerable economic burden on the government and health system, and individuals affected; the Cabinet Office estimate placed the economic costs of alcohol in England at around £21 billion in 2012.

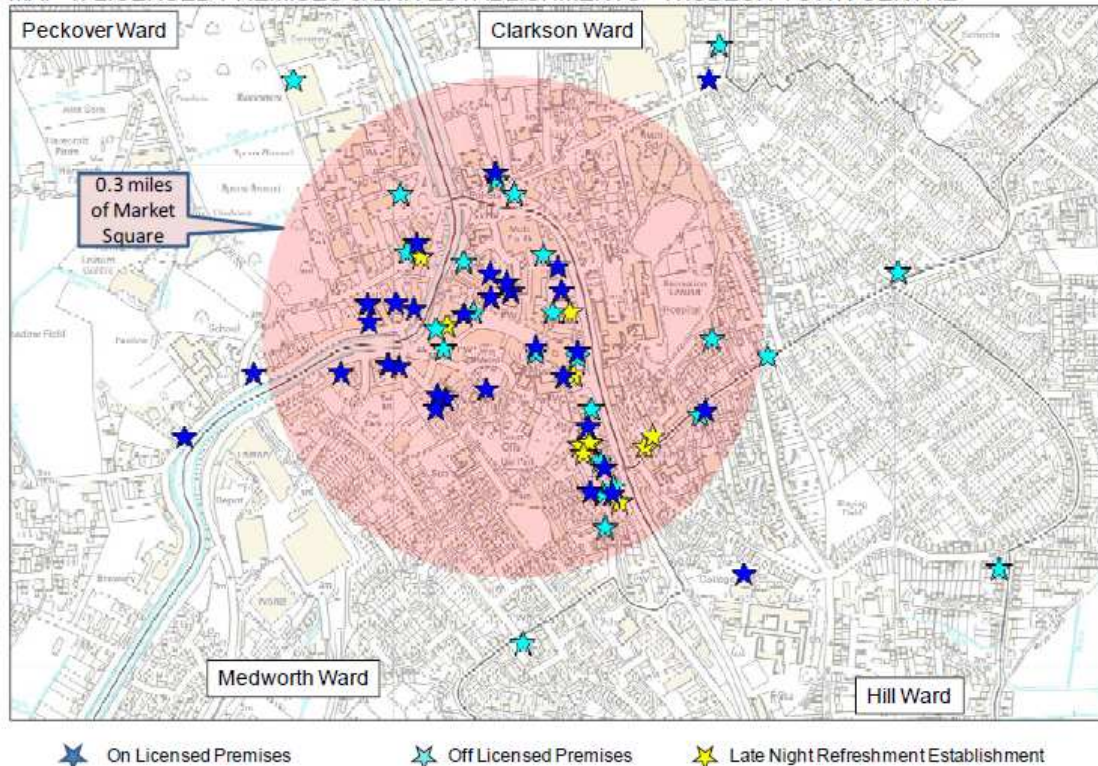
There are inequalities associated with alcohol-related harm, with children, women and people in lower socioeconomic groups all experiencing higher levels of alcohol-related harm. In the English population, rates of premature death caused by alcohol increase as levels of deprivation increase and alcohol-related liver disease is strongly related to socioeconomic gradient. This is particularly relevant in Wisbech which has wards in the 10% most deprived in the country. In terms of life expectancy, a man in Fenland can expect to live around 4 years less than a man in South Cambridgeshire (Source ONS – Life expectancy at birth).

The link between alcohol outlet density and alcohol-related harms:

A considerable body of research examines the relationship between alcohol outlet density (AOD) and alcohol-related harms. This shows that areas with more deprivation tend to have greater AOD which means that regulating the local availability of alcohol has the potential to reduce health inequalities⁽¹⁾. This supports the use of a CIP in Wisbech which has high levels of deprivation.

A question has been raised as the public health response was being prepared about the size and shape of the CIZ area in Wisbech and if the current CIZ could be refined following the review of the CIZ. Map 1 shows the current CIZ area.

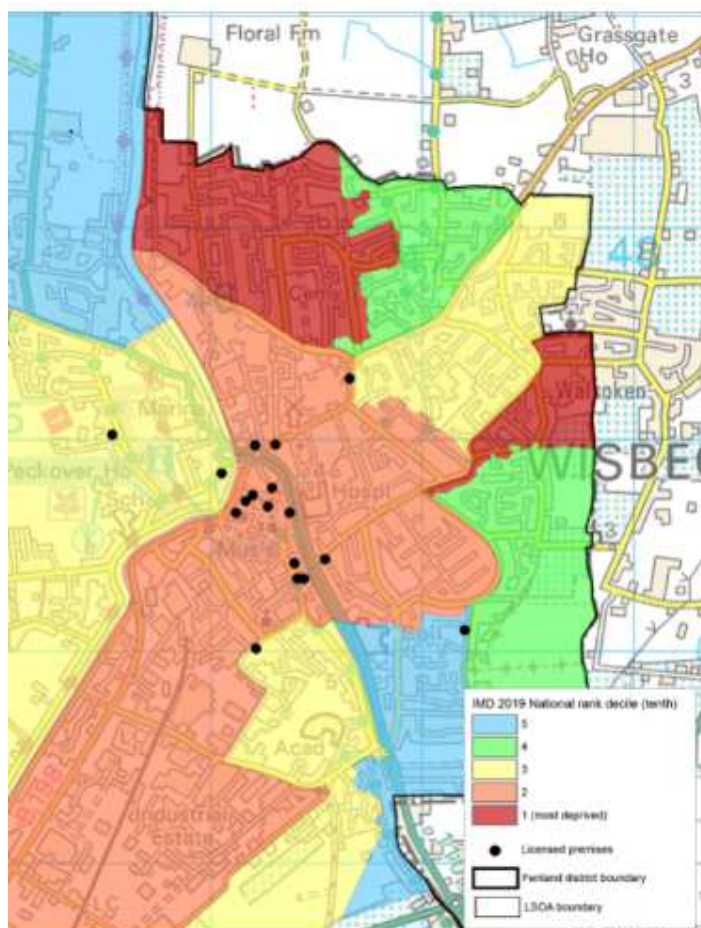
MAP 1: LICENSED PREMISES & LNR ESTABLISHMENTS– WISBECH TOWN CENTRE



- (1) Public Health England, 2016. The Public Health Burden of Alcohol and the Effectiveness and Cost- Effectiveness of Alcohol Control Policies – an evidence review.
- (2) National Institute for Health and Care Excellence, 2010. Public Health Guideline (PH24) – Alcohol-use disorders: prevention & National Institute for Health and Care Excellence, 2014. Evidence update 54 – a summary of selected new evidence relevant to NICE public health guidance 24
- (3) Fenland Community Safety Strategic Assessment December 2017

The current CIZ covers all premises including off licenses, pubs, night time venues and restaurants and applies within the 0.3 mile radius of Wisbech Market Square. This approach has the potential to impact across all types of venues irrespective of the neighbourhood, facilities, level of responsibility of the owners and mitigating measures to reduce harms around alcohol misuse. Public Health are most concerned to prevent the proliferation of off licenses in particular in areas of high deprivation selling cheaper products typically higher in strength. Taking such an approach would lead to a more limited CIZ with an more evidence based geography. The County Council Public Health Intelligence Team have mapped areas of deprivation in Wisbech by location of the current off license premises see Map 2 below.

Map 2 – Showing location of current off licenses compared to Index of Multiple Deprivation 2019.



- (1) Public Health England, 2016. The Public Health Burden of Alcohol and the Effectiveness and Cost- Effectiveness of Alcohol Control Policies – an evidence review.
- (2) National Institute for Health and Care Excellence, 2010. Public Health Guideline (PH24) – Alcohol-use disorders: prevention & National Institute for Health and Care Excellence, 2014. Evidence update 54 – a summary of selected new evidence relevant to NICE public health guidance 24
- (3) Fenland Community Safety Strategic Assessment December 2017

Using Local Super Output Areas (LSOA) it is possible to focus in on smaller geographical areas at sub ward level. The map above shows that out of 17 current off licenses in the current CIZ area, 14 of them are located in super output areas which are in the bottom 20% of the country in respect of deprivation.

The National Institute for Health and Care Excellence (NICE) public health guideline on the prevention of alcohol-use disorders⁽²⁾, concludes that reducing the number of outlets selling it in a given area and the days and hours when it can be sold, is an effective way of reducing alcohol-related harm. The guidelines recommend that a cumulative impact policy should be used where an area is saturated with licensed premises and the evidence suggests that additional premises may affect the licensing objectives.

The need for a cumulative impact policy in Wisbech:

I support the need for a CIP in Wisbech in line with the following objectives:

(i) The prevention of crime and disorder:

There is a high density of premises selling alcohol in the most deprived wards in Wisbech. There is strong evidence for a relationship between AOD and problems associated with social disorder⁽¹⁾ which affects the health and wellbeing of a local population. The Index of Multiple Deprivation (2015) (IMD) shows that 14 out of 17 premises are located in LSOA which are in the bottom 20% of areas in the country. In addition, areas of Wisbech which are subject to a Public Space Protection Order as a result of high levels of anti-social behaviour within the area. Minimising growth of AOD in specific areas of Wisbech is therefore important in preventing crime and disorder, and protecting the health and wellbeing of the local population.

(ii) Public safety:

Alcohol-related hospital admissions are a significant issue in Wisbech with many of the associated public health indicators being worse in Wisbech than the England average. This demonstrates that alcohol is affecting the health and safety of Wisbech residents.

Hospital admission episodes for alcohol-specific conditions, DASR per 100,000, 2017/18

Fenland Ward	Sum of episodes	DASR per 100,000	Lower CI	Upper CI
Bassenhally	-	147.7	59.0	304.8
Benwick, Coates & Eastrea	9	210.5	94.3	402.7
Birch	8	343.9	146.1	680.9
Clarkson	35	1,324.0	918.5	1,846.0
Doddington & Wimblington	21	386.6	235.1	596.8
Elm & Christchurch	19	352.6	210.0	553.6
Kirkgate	16	744.4	421.8	1,213.9
Lattersey	-	124.0	17.6	379.9

- (1) Public Health England, 2016. The Public Health Burden of Alcohol and the Effectiveness and Cost- Effectiveness of Alcohol Control Policies – an evidence review.
- (2) National Institute for Health and Care Excellence, 2010. Public Health Guideline (PH24) – Alcohol-use disorders: prevention & National Institute for Health and Care Excellence, 2014. Evidence update 54 – a summary of selected new evidence relevant to NICE public health guidance 24
- (3) Fenland Community Safety Strategic Assessment December 2017

Manea	-	252.9	70.0	612.8
March East	56	729.4	548.4	950.4
March North	32	443.1	302.4	626.3
March West	31	421.8	280.4	606.8
Medworth	87	3,018.5	2,414.5	3,727.0
Octavia Hill	52	892.3	663.9	1,173.1
Parson Drove & Wisbech St Mary	23	390.5	243.8	591.0
Peckover	18	825.8	484.6	1,311.8
Roman Bank	43	586.1	409.6	807.7
Slade Lode	16	607.1	343.6	990.6
St Andrews	11	301.5	147.2	544.4
Staithe	-	237.0	75.5	554.9
Stonald	18	979.6	579.5	1,549.4
The Mills	-	250.6	91.3	545.9
Waterlees Village	50	1,023.7	755.3	1,355.2
Wenneye	-	206.0	73.3	452.0
Fenland	577	585.1	537.9	635.3
Cambridgeshire	3,452	547.9	529.8	566.6
England		570.0		

(-) small number suppressed

Source: HES - PHI HES pivot for local data, England on fingertips

 Statistically significantly worse than England

The town of Wisbech is comprised of 7 wards (Medworth, Peckover, Clarkson, Staithe, Octavia Hill, Kirkgate and Waterlees). Out of these 5 of the wards awards (excluding Kirkgate and Peckover) have alcohol related hospital admissions which are statistically significantly worse than England and higher than the rest of Fenland. The rate of alcohol related hospital admissions in Medworth, which has the highest rates, is over 5 times that of the rest of the district of Fenland. Medworth is also the ward where the majority of the off licenses in Wisbech are located, followed by Clarkson another area of concern.

Alcohol related-road traffic accidents are a significant issue in Fenland. Impairment by alcohol is one of the top ten factors contributing to road traffic incidents where people were killed or seriously injured on Fenlands roads⁽³⁾. Minimising the availability of alcohol is therefore important to protect the health and safety of Wisbech residents and visitors.

(iii) The protection of children from harm:

Children and young people are more vulnerable to alcohol related harm. Families may be affected by alcohol in a variety of ways including violence, financial problems, absenteeism from school and disrupted relationships, and there is a strong relationship between alcohol misuse and child maltreatment ⁽¹⁾. A number of studies

- (1) Public Health England, 2016. The Public Health Burden of Alcohol and the Effectiveness and Cost- Effectiveness of Alcohol Control Policies – an evidence review.
- (2) National Institute for Health and Care Excellence, 2010. Public Health Guideline (PH24) – Alcohol-use disorders: prevention & National Institute for Health and Care Excellence, 2014. Evidence update 54 – a summary of selected new evidence relevant to NICE public health guidance 24
- (3) Fenland Community Safety Strategic Assessment December 2017

have identified that higher levels of AOD are associated with greater alcohol related consumption and alcohol-related harm, including those that affect children, such as violence. Minimising the growth of AOD in Wisbech, is therefore important to protect children from harm.

Summary:

Alcohol can have significant negative health, social and economic impacts on communities, many of which are heightened in areas of high alcohol outlet density, such as Wisbech. In addition, there are inequalities associated with alcohol-related harm, with more deprived communities, such as those in the Wisbech area experiencing greater levels of harms. In line with the licensing objectives outline above, I therefore support the continuation of the cumulative impact policy in Wisbech.

At the Licensing Meeting on the 2nd of October 2019, a recommendation was made for the CIP to be in place covering all licensed premises to full Council. Now that full Council has asked the committee to reconsider the issue, I would like to highlight the issue with the proliferation of Off Licenses and encourage the committee to consider that issue in particular. Focussing the CIZ on Off Licenses only could help to address street drinking without impacting on the on sales businesses in local pubs and restaurants.

Yours sincerely

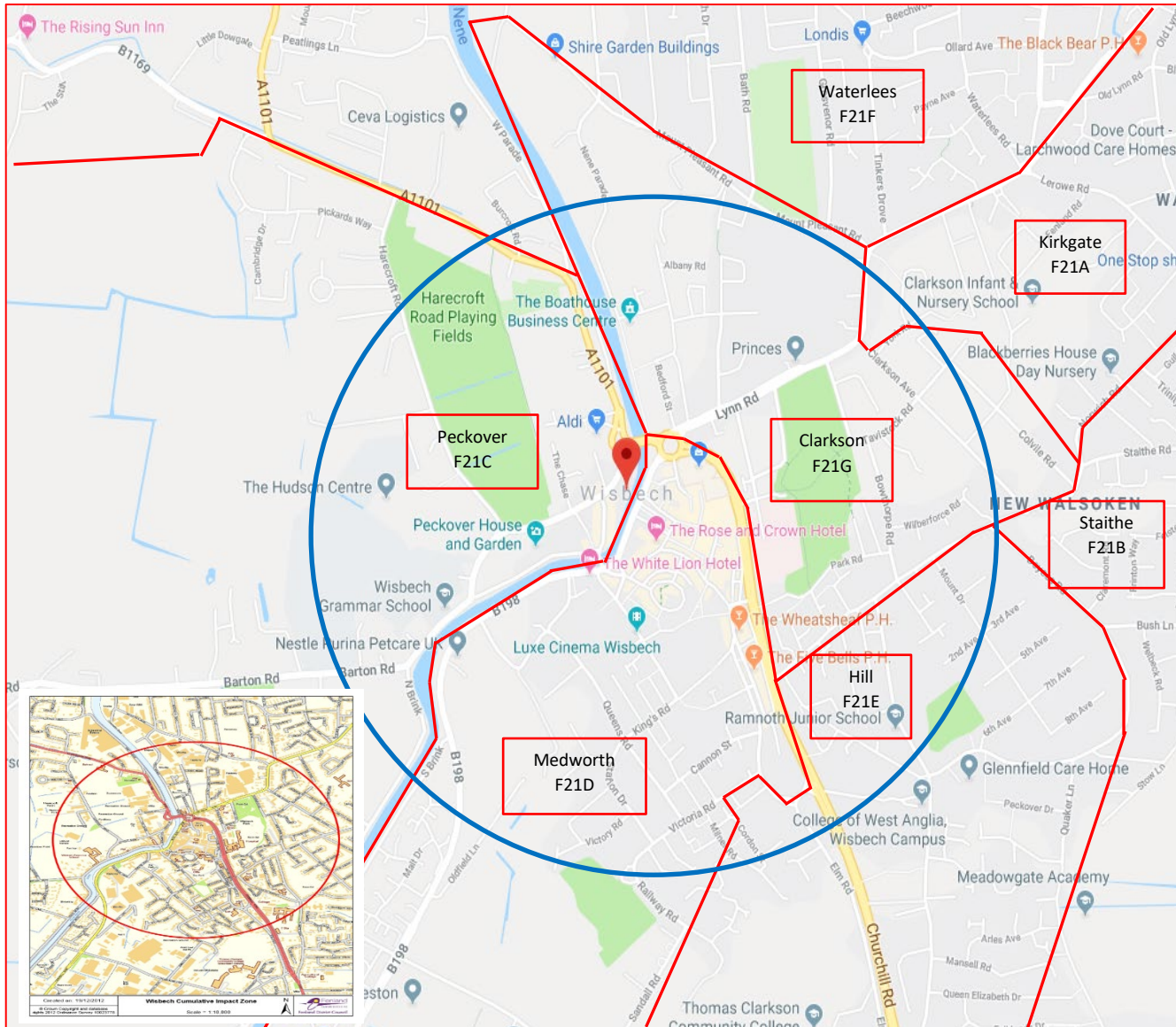


Liz Robin (Director of Public Health)

- (1) Public Health England, 2016. The Public Health Burden of Alcohol and the Effectiveness and Cost- Effectiveness of Alcohol Control Policies – an evidence review.
- (2) National Institute for Health and Care Excellence, 2010. Public Health Guideline (PH24) – Alcohol-use disorders: prevention & National Institute for Health and Care Excellence, 2014. Evidence update 54 – a summary of selected new evidence relevant to NICE public health guidance 24
- (3) Fenland Community Safety Strategic Assessment December 2017

Wisbech Cumulative Impact Area (CIA) – Consultation – Police Licensing response.

Wisbech Ward Areas & Cumulative Impact Area

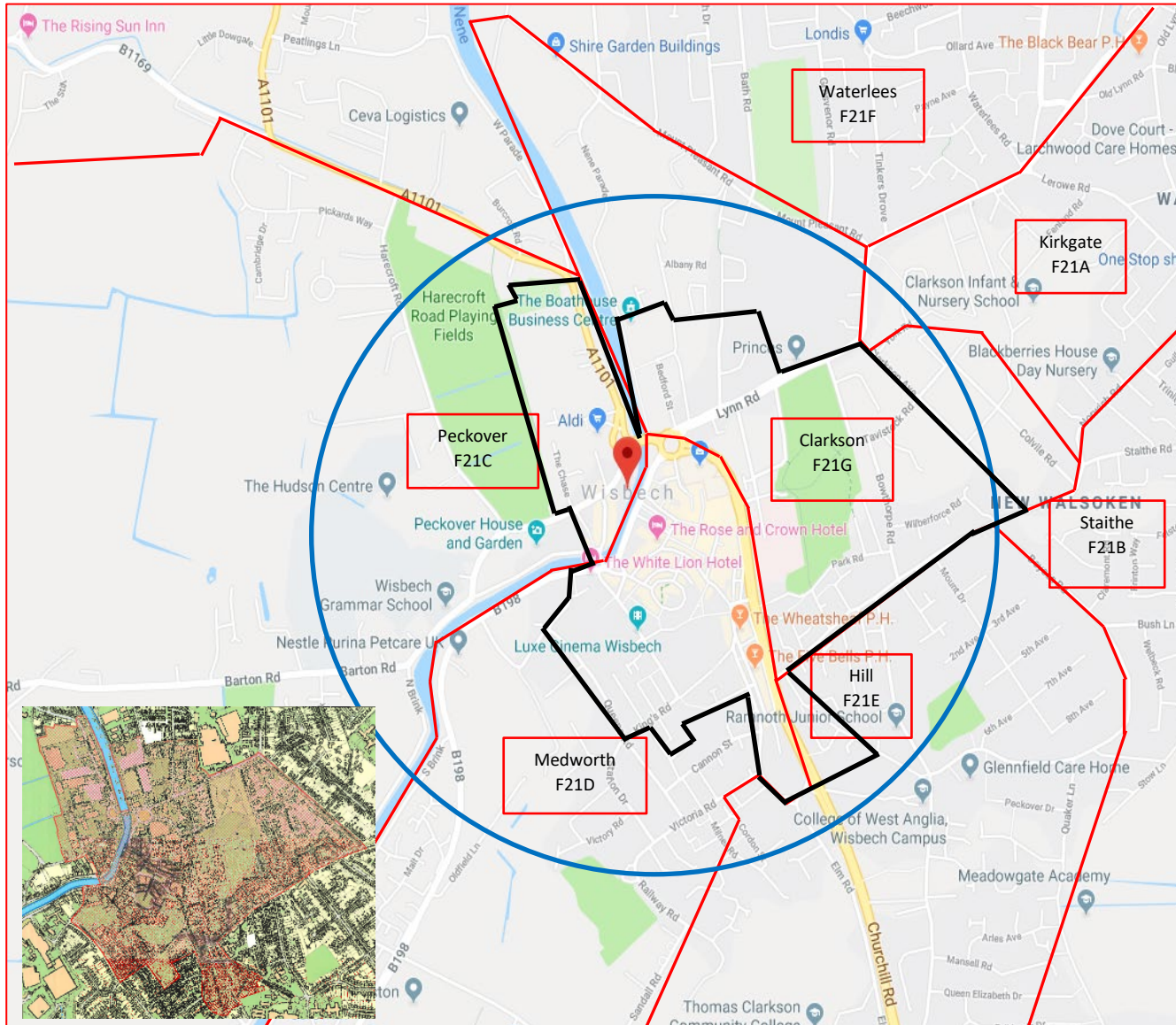


Wisbech Cumulative Impact Area was adopted in June 2013, re-adopted in 2016, and is now being considered for adoption for a further 3 years. The CIA allows a rebuttable presumption that unless proved otherwise that further licensed premises will add to the cumulative impact of licensed premises.

The original Wisbech CIA map (inset) has been re-illustrated and overlaid by the wards of Wisbech (left). The indiscriminate circle (CIA) takes in part of 5 wards of Wisbech Town:

- Peckover
- Medworth
- Hill
- Clarkson
- Kirkgate

Wisbech Public Space Protection Order



Wisbech PSPO (Black Outline) was adopted on 20.10.2017 and lasts for 3 years. The PSPO states “Any person drinking alcohol must upon the request of an authorised person or Constable, stop drinking what is reasonably believed to be alcohol and hand over to the authorised person or Constable what is reasonably believed to be alcohol and any container for alcohol”.

There are 3 defined areas within the overall PSPO, which are in **Medworth Ward**

- Tillery Park
- Memorial Gardens
- St Peter’s & Pauls Church

where two further condition define that “The possession by any person of an open container or open container filled wholly or partly with alcohol is prohibited”, and “Any person found in possession of an open container or containers, reasonably believed to contain alcohol, must hand it/them over to a Constable or authorised person if required to do so”.

1. CADET Data - search limited to whole of FENLAND.

Alcohol Related Crime – FENLAND

Earlier Period		Later Period		% Change	So far in 19-20	
From	To	From	To		From	To
Apr-16	Mar-17	Apr-17	Mar-18			Apr-19
513		559		+9%	164 Crimes over 5 months which is 66% of whole year 2018-19 42% higher than similar months 2018-19	
Apr-17	Mar-18	Apr-18	Mar-19			
559		246		-56%		

Crimes raised by Cambridgeshire Constabulary on Athena (post May 2018) where alcohol has been involved *should* be marked with one or more of the following tags called ‘keywords’ and can be found searching crimes using said ‘keywords’ –

- Alcohol (suspect Intoxicated)
- Alcohol (victim Intoxicated)
- Alcohol

Crimes recorded by the Constabulary prior to the introduction of Athena (pre May 2018) can be sourced on CamNet ‘Command & Control’ and CamNet ‘Crimefile’ links. Similarly each crime or incident should have a closure code of ‘Alcohol’ if alcohol was involved.

CADET data is an aggregate data set covering the whole of Fenland. The graphic above shows that there has been a significant decrease in alcohol related crime across Fenland by 56% - a reduction of 313 alcohol related crimes compared year on year.

When we check current data figures within CADET we can see that already there is an increase in alcohol related crime across Fenland from Apr 2019 to August 2019 compared to the whole reporting year of April 2018 to March 2019. We see we are already at 66% of last year’s figures 5 months into this year, and 42% higher than April 2018 to August 2018 (115 – 164 = 49 Crimes **+42.6%**).

I believe that this is because of the change in Crime recording software implemented by the Constabulary in April 2018. The significant reduction can be as a result of the crime recording change and lack of 'Alcohol' markers being applied. Recent changes have seen training and awareness of the need to apply appropriate markers as part of a reporting program back to Central Government – which includes alcohol – which will result in the increase in alcohol data.

2. Crimefile Data (Alcohol Related)

LOCATION	Period		% Change Year on Year Crime (Alcohol)
	From	To	
	Apr-15	Mar-16	
Peckover	335 (42)		-
Clarkson	319 (46)		-
Medworth	1010 (116)		-
	Apr-16	Mar-17	Crime 15/16
Peckover	400 (57)		+16.25 (+26.4)
Clarkson	348 (51)		+8.4 (+9.9)
Medworth	1161 (125)		+13.1 (+7.2)
	Mar-17	Apr-18	Crime 16/17
Peckover	355 (38)		-11.25 (-33.4)
Clarkson	473 (68)		+26.5 (+25)
Medworth	1434 (135)		+19.1 (+7.5)
	Apr-18	Mar-19	Crime 17/18 16/17
Peckover	390 (18)		+9 (-52.6) (-68.5)
Clarkson	489 (23)		+3.3 (-66.2) (-55.0)
Medworth	1342 (50)		-6.5 (-62.9) (-60.0)

3. Incident Data (Alcohol Related)

LOCATION	Period		% Change Year on Year Incident (Alcohol)
	From	To	
	Apr-15	Mar-16	
Peckover	1181 (88)		-
Clarkson	1339 (133)		-
Medworth	3017 (299)		-
	Apr-16	Mar-17	Incident 15/16
Peckover	1284 (138)		+8.1 (+36.3)
Clarkson	1371 (139)		+2.4 (+4.4)
Medworth	3103 (377)		+2.8 (+20.7)
	Mar-17	Apr-18	Incident 16/17
Peckover	1014 (113)		-21.1 (-18.2)
Clarkson	1362 (158)		-0.7 (+12.1)
Medworth	3086 (297)		-0.6 (-21.3)
	Apr-18	Mar-19	Incident 17/18 16/17
Peckover	870 (72)		-14.3 (-32.3) (-47.9)
Clarkson	1120 (104)		-17.8 (-34.2) (-25.2)
Medworth	2614 (320)		-15.3 (+7.2) (-15.2)

Above tables show **Crime & Incident data** recorded between Apr 2015 and March 2019. Figure in brackets shows alcohol related element of those crimes and incidents. Percent change year on year shows +/- variation year on year.

We can see that there has been a significant reduction in alcohol related crime and incidents year on year. Despite a small increase in general crime in Peckover and Clarkson 2018/19 we see a large decrease across all wards. Similarly with alcohol related incidents - despite a small increase in Medworth in 2018/19 compared to 2017/18 figures - Medworth still shows a significant decrease on 2016/17 figures. **However Medworth clearly shows the most alcohol related issues.**

I am confident that alcohol markers recorded on Incidents have not changed or been influenced as seriously as they may have been with the software change with Crimes. I am can rely on incident alcohol data.

In **Medworth (F21D)** there were 102 reported incidents involving alcohol from April 19 to August 19. Between April 2018 and August 2018 we had 129 incidents. This is a reduction of 21% year on year and is 31% of last year’s total figure of 320 incidents. We can conclude that there has been a **reduction** in alcohol related incidents in Medworth during the reporting period.

In **Peckover (F21C)** there were 40 reported incidents involving alcohol from April 19 to August 19. Between April 2018 and August 2018 we had 34 incidents. This is

Location	Street Drinking			+/- %	Alcohol Violence			+/- %	Alcohol Criminal Damage			+/- %	Alcohol Rowdy / Nuisance			+/- %	Alcohol Domestic Incident			+/- %
	16/17	17/18	18/19		16/17	17/18	18/19		16/17	17/18	18/19		16/17	17/18	18/19		16/17	17/18	18/19	
Wisbech (All) F21	32	29	17	-46.0	133	137	128	-5.8	12	6	4	-66.0	205	147	145	-29.3	194	213	180	-7.3
Peckover F21C	2	6	0	-	25	15	6	-76.0	1	3	1	-	32	20	12	-62.5	14	12	7	-50.0
Clarkson F21G	6	4	2	-66.0	15	19	20	+25.0	1	0	0	-100	23	22	13	-43.5	28	26	17	-39.3

an increase of 15% year on year and is 55% of last year’s figure of 72 alcohol related incidents. We can conclude there may have been an **increase of alcohol** related incidents in Peckover during the reporting period.

In **Clarkson (F21G)** there were 56 reported incidents involving alcohol from April 19 to August 19. Between April 2018 and August 2018 we had 55 incidents. This is an increase of 1.8% year on year and is 54% of last year’s figure of 104 alcohol related incidents. There has been a **marginal increase of alcohol** related incidents.

3. Incident Data Breakdown

Medworth F21D	24	17	14	-41.0	50	51	60	+16.0	8	1	0	-100	107	71	84	-21.5	22	34	43	+49.0
Hill F21E	0	0	1	+100	11	14	11	-	0	1	0	-100	12	10	9	-25.0	23	33	31	+26.0

The Incident data below shows associated alcohol data for incidents recorded in all wards that make up the CIA. Figures shown are year on year with a (+/-) percentage difference on 2016/17 compared to 2018/19 Figures. Generally across the board we can see significant decreases in alcohol related incidents.

Police crime data (including ASB) reports showed that the number of ‘**alcohol-related ASB incidents**’ in Wisbech has reduced significantly between 2016/17 and 2018/19 from 205 incidents to 145 incidents, a reduction of 29.3%. This is replicated across the wards, including those wards that make up the current CIA, with greater reductions in Peckover and Clarkson, and a similar reductions in Medworth. The only increases we do see is with Alcohol related violence and domestic incidents in Clarkson and Medworth and Medworth and Hill respectively. **Medworth sees the most amount of Alcohol related incidents.**

Local Policing

I canvassed local Policing for their views on alcohol related issues in Wisbech. Street drinking remains a real concern for the community and partners. Street drinkers present as homeless and other vulnerable groups. They have no means of transport it is reasonable to conclude that the alcohol they are consuming is being purchased within the CIA.

Local officers believe that there is still an issue with street drinkers in Wisbech. Social media discussion forums are frequently referencing Wisbech Street drinking. Officers see less of it, **but it still takes place and can be an issue.** Within the town centre the public’s primary concern, as canvassed by Police Officers, is that of street drinking and there appears to be plenty of it happening around town with evidence of empty cans and bottles.

Incidentally there have only been **6** reports made to the Police of street drinking between 01st April 2019 and 16 September 2019 compared to 10 recorded incidents over the same period in 2018. **This is a 60% reduction.**

Conclusion

Crime data submitted by the Police Licensing Officer cannot be relied upon for an accurate picture of how alcohol is impacting the area of Wisbech. The Wisbech CIA is an indiscriminate circle which fits within parts of 4 larger wards namely Peckover, Clarkson, Medworth and Hill. The data provided is a percentage data picture for the combined sectors rather than the CIA alone (so will be naturally elevated). We can see that alcohol related incidents and crime have significantly decreased across the board with one or two exceptions. This reduction could be as a result of a software change within the Constabulary in 2018, and a decrease in alcohol markers being applied to crimes and incidents as a result. It could be as a result of a genuine reduction of alcohol related issues in Wisbech or it could be a result of under reporting with a change in priorities due to resourcing. It is not absolutely clear with marginal numbers.

Police Licensing has seen a decline in information and intelligence, incidents and crimes directly attributed to licensed premises. Whilst residents may be anecdotally informing other partners, this information is not being relayed back to the Police / Licensing Authority and as such providing the valuable information / intelligence needed for those responsible authorities to proactively deal with problem premises. This may be because it is not being flagged in a specific way that would make it easier to find or that the general public are not routinely reporting problems directly to the Police anymore through acceptance of the problem or presumption that nothing gets done. Similarly when we look at alcohol related violent crime the majority come back to residential or street addresses and do not directly correlate to a specific licensed premises.

Crime is not strictly laid at the street drinker's feet, other issues include domestic violence and violence associated to the night time economy including late night refreshment venues, although not so common, also contribute towards the alcohol harm in Wisbech.

It is my opinion that the CIA map is too indiscriminate and makes it hard for authorities to measure and evidence the issues that the CIA is there to address. I believe the CIA boundary must be reviewed and replaced by a smaller clearer defined area. It is clear from existing data that Medworth has the highest number of alcohol related crime and incidents. It also has a small concentration of independent off licenses which may be impacting / contributing to the current issues. However, Medworth also takes in the main industrial retail area as it extends down to the A47 (a considerable area) and has numerous superstore and high footfall public retail areas offering alcohol.

The current Public Space Protection Order (PSPO), which is more clearly defined also refers to 3 other specific areas notorious for street drinking and alcohol harm. These areas are Tillery Park, Memorial Gardens and St Peters & St Pauls Church **located within Medworth**.

The effect of adopting a CIA is to *"create a rebuttable presumption"* that applications for licences which are likely to add to the existing cumulative impact will normally be refused (or subject to certain limitations) unless the applicant can demonstrate that there will be no negative cumulative impact on the licensing objectives. The negative impact as I am made aware is 'Street Drinking'. We can address this with appropriate conditions placed upon the license specifically seeking voluntary refusal to sell beer, lager or cider over 6.5%Abv.

The Local Authority statement of licensing Policy should allow for the circumstances of each application to be considered properly and for the applications that are unlikely to add to the cumulative impact on the licensing objectives to be granted, subject to appropriate and reasonable mediation. As it stands I am not confident that Police representation against the grant of a Premises License would be upheld should there be an appeal at the Magistrates Court. I recommend that rather than a blanket Cumulative Impact Area defined by an indiscriminate circumference, a clear defined area should be redefined / identified with a clear program of work between partners / responsible authorities to **deal with Off License premises** and the negative impact **street drinking** is having on the town centre.

PC1572 Grahame Robinson
Police Licensing Officer
Partnership & Ops Support
Thorpewood Police Station

This matter was considered by Wisbech Town Council at its 19 August 2019 meeting.

At that meeting various comments were made by a number of councillors; I set out below a summary of those comments, which collectively constitute Wisbech Town Council's response to the consultation exercise:

- it is disappointing when a policy is put in place to address an issue but fails to do so; that is the case with the Wisbech Cumulative Impact Policy
- although the intention of the policy is laudable, it is not effective; reducing the number of premises which are allowed to sell alcohol does not reduce the supply; all that it does is "protect" existing licensed premises, even if they are not run well, from potential competition
- this policy allows the Licensing Authority to refuse applications for new premises licences and for variations of existing licences and that in cases where applicants had lodged an appeal against the refusal of a licensing application by the Licensing Authority, those appeals had been granted
- continuation of this policy would cause no harm, as it is so weak
- the issue which this policy seeks to address is a national one and, consequently, it requires a national (rather than local) solution
- the policy may have made a difference to the number of licensed premises in Wisbech but the real issue is the need for the Licensing Authority to ensure compliance with the law by the existing licensed premises (to prevent them selling alcohol after their licensed hours and to persons who are already intoxicated at the time of alcohol purchase)
- this policy has no impact upon the existing licensed premises in the town; it simply prevents new ones
- although the Cumulative Impact Policy has been in force for a number of years, the street drinking situation is worsening; therefore, the policy would seem not to be working
- the presumption of the policy is to refuse applications for additional outlets for the sale of alcohol; such an approach prevents potentially good businesses from opening in the town but "protects" existing ones which may be run poorly
- perhaps the policy should be focussed upon particular types of retail sales of alcohol; for example, "corner shop" style off-licensed premises. The sale of alcohol with a meal in a restaurant does not have the same implications as selling over the counter at a shop
- the policy is not working but that does not necessarily mean that it should be abandoned. However, it should be acknowledged that this policy is not the means by which to achieve a reduction in street drinking in Wisbech.

Regards

Terry Jordan

Clerk to Wisbech Town Council

AGENDA G

FENLAND COMMUNITY SAFETY/CCTV

Community Safety has completed work to understand the impact of street drinking and associated ASB.

Other than data from FDC CCTV operators which is dated July 2019 the partnership and community data I can provide is dated November 2018 and copied below.

The police reports and CCTV data indicate the problems being experienced are seasonal and there has been a downward trend.

Community feedback indicates there remains concern amongst those people who live, work or visit the town. The locations where people think the problems are at their worst are all within the current geographic area of the CIZ.

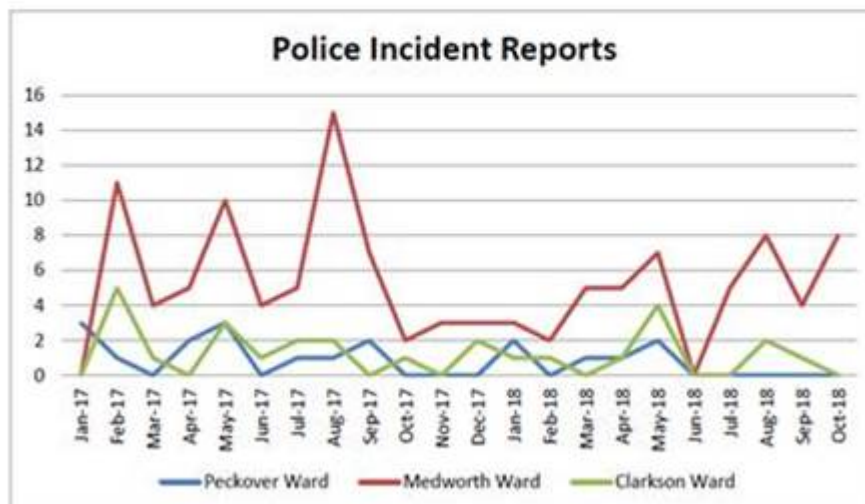
During July 2019 there was 2 specific complaints made to FDC through the online ASB reporting option regarding street drinking in St Peters Church Gardens.

I believe there is a requirement for the CIZ to remain in place. However, there is the potential to reduce the area covered to reflect the locations of community concern.

Partnership Data

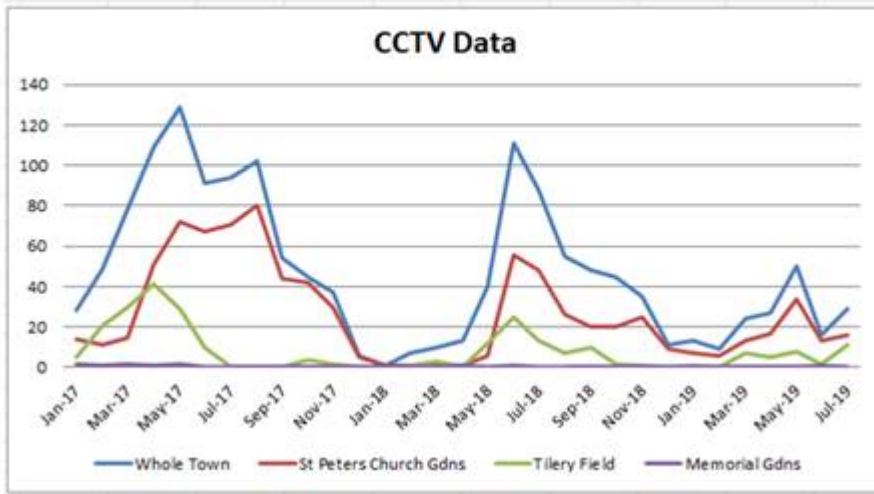
Police Data:

Recorded incidents identified as Street Drinkers and Rowdy / Nuisance which are indicated as being street drinking. Locations are ward areas of Peckover, Medworth and Clarkson.

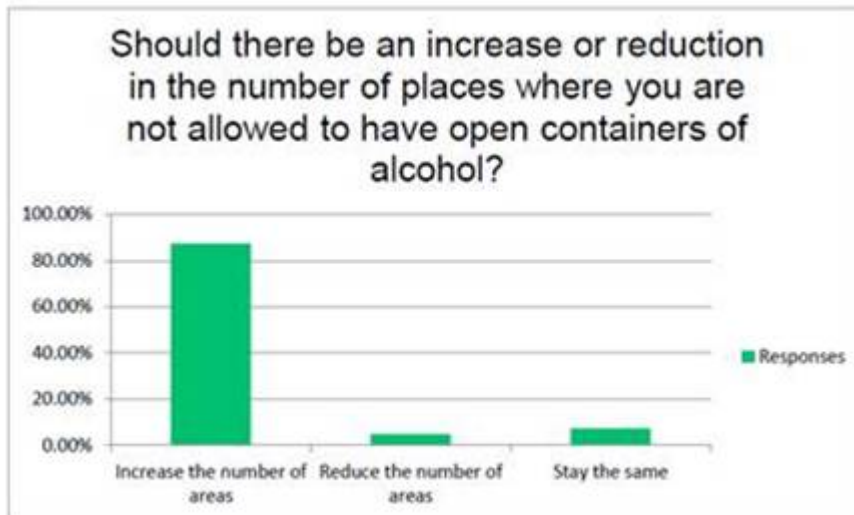


Fenland CCTV Data:

Street drinking incidents observed by CCTV



Community Feedback



Where do you think the 3 worst areas are for alcohol related anti-social behaviour in Wisbech?

Location 1

Peter s gardens Old market park town centre Wisbech
park Church mews **St Peter s gardens** St Peters
Church town St Peters Gardens
Wisbech St Peters Street Peters Church
Gardens Crescent market place Memorial Church
Gardens area

Location 2

Crescent Church Mews Town Beales Memorial
Gardens road **Wisbech park** Market Place
park area gardens behind St Peter West street
Church St Peter s Old Market Norfolk Street Wisbech
Town centre

Location 3

area Road Market Place Tillery Field Crescent Wisbech
Memorial Gardens Old market Park car
park gardens Church Town field Town
centre next St Peters Around Wisbech park cafe

Alan Boughen
Community Safety Partnership Officer
Fenland District Council

Customer Impact Assessment

Name and brief description of policy being analysed

Briefly summarise the policy including any key information such as aims, context etc; note timescales and milestones for new policies; use plain language – NO JARGON; refer to other documents if required

Policy being reviewed - Cumulative Impact Policy (CIA) October 2019

The Council as the Licensing Authority has a statutory duty to review its Cumulative Impact Assessment Policy (CIA) which currently sits under the Statement of Licensing Policy 2016 - 2021. This review is due to a change in the legislation, whereby the CIA Policy has been given legal standing within the Licensing Act 2003. This came into effect in April 2018.

The current policy was adopted at Full Council and came into effect on 12 May 2016.

The Licensing Act 2003 states that if the CIA policy is adopted by Local authorities then it must be reviewed every 3 years. This policy must only be adopted if there is sufficient evidence indicating a need for such a policy.

The CIA Policy if adopted will be renewed every three years and the draft policy will cover the period of 2019 - 2022

Information used for customer analysis

Note relevant consultation; who took part and key findings; refer to, or attach other documents if needed; include dates where possible

The Responsible Authority Officers act as a main consultee:

Fenland District Council – Environmental Health

Fenland district Council – Health & Safety

Cambridgeshire Constabulary

Cambridgeshire Fire & Rescue

Safeguarding & Standards – Protection of Children from harm

Fenland District Council -Planning Authority

Trading Standards

Public Health

Wisbech Town Council

Fenland Community Safety

Fenland Street Scene
Fenland Refuse & Cleansing

Public Consultation

Comments were requested from the Public Consultation that took place from 05 August 2019 until 13 September 2019. The draft policy was advertised in the local newspaper and by social media feeds for example Facebook. It was also available on our Council website and in our Customer service centres.

To make it easier for the public we created a survey link with 4 questions attached.

The questions asked were:

Q1 - Would you like us to keep the current Cumulative Impact Assessment Policy in place?

Q2 - Would you like us to keep the Cumulative Impact Policy in place, but change the area where the policy takes effect?

Q3 - Would you like us to remove the current Cumulative Impact Assessment policy?

Q4 - If you have any further comments, please leave them here:

This CIA has taken into account any comments made during the consultation process and will also reflect any changes that are made with the draft policy following the Licensing Committee approval on 02 October 2019

	Could particularly benefit	Neutral	May adversely impact	Explanations	Is action possible or required?	Details of actions or explanations if actions are not possible Please note details of any actions to be placed in your Service Plan
Race	<input type="checkbox"/>		√		N	
Sex	<input type="checkbox"/>	√	<input type="checkbox"/>		N	
Gender reassignment	<input type="checkbox"/>	√	<input type="checkbox"/>		N	
Disability	<input type="checkbox"/>	√	<input type="checkbox"/>		N	
Age		√	<input type="checkbox"/>		N	

Assessing Equality – The Equality Act 2010

AGENDA H

Sexual orientation	<input type="checkbox"/>	√	<input type="checkbox"/>		N	
Religion or belief	<input type="checkbox"/>		√		N	
Pregnancy & maternity	<input type="checkbox"/>	√	<input type="checkbox"/>		N	
Marriage & civil partnership	<input type="checkbox"/>	√	<input type="checkbox"/>		N	
Human Rights	<input type="checkbox"/>	√	<input type="checkbox"/>		N	
Socio Economic		√	<input type="checkbox"/>		Y / N	
Multiple/ Cross Cutting	<input type="checkbox"/>	√	<input type="checkbox"/>		Y / N	

Outcome(s) of customer analysis

a) Will the policy/ procedure impact on the whole population of Fenland and/ or identified groups within the population; negative neutral positive

No major change needed Adjust the policy Adverse impact but continue Stop and remove / reconsider policy

Arrangements for future monitoring:

Note when analysis will be reviewed; include any equality indicators and performance against those indicators

If approved the next CIA analysis will take place when the Cumulative Impact Assessment Policy is reviewed in 2022, although an annual desk top review will take place for any new impacts with policy implementation.

Details of any data/ Research used (both FDC & Partners):

Results of the public Consultation carried out from 05 August 2019 until 13 September 2019

Completed by:

Name: Michelle Bishop

Position: Licensing Manager

Approved by (manager signature):

Date published: This should be the date the analysis was published on the website

Details of any Committee approved by (if applicable):

Date endorsed by Members if applicable: